











-  4x3=12 m²
-  3x3=9 m²
-  4x2=8 m²
-  4x1.5=6 m²
-  3x2,5=7,5 m²
-  3x2=6 m²
-  3.5x1.5=5.25 m²
-  3x1.5=4.5 m²
-  2x2=4 m²
-  1.5x1.5=2.25 m²

